



Advocates for Children of New York  
Protecting every child's right to learn

## EDUCATIONAL INDICATORS FOR STUDENTS EXPERIENCING HOMELESSNESS, 2021–22

More than 104,000 New York City students [experienced homelessness](#)\* during the 2021–22 school year, including students at Department of Education (DOE) schools as well as those attending charter schools. This fact sheet summarizes data obtained from the DOE by Advocates for Children on more than 88,000 DOE students identified as homeless in 2021–22. Of these students, 30% (more than 26,200 children) were living in City shelters.

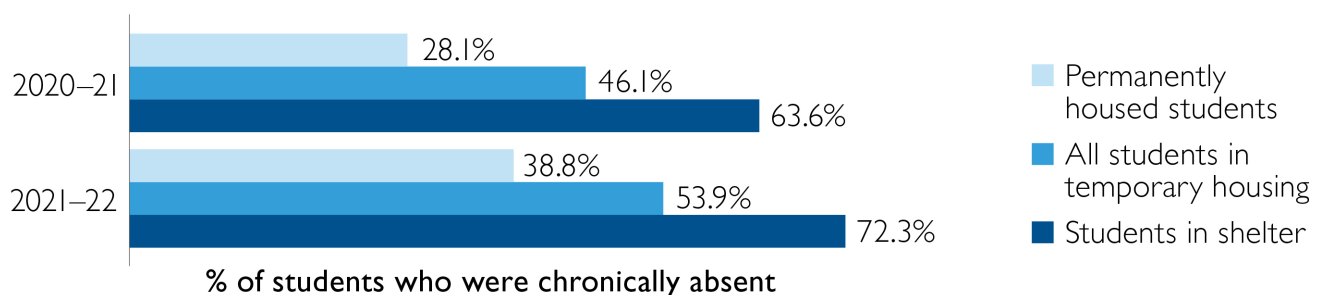
### STUDENT DEMOGRAPHICS

Homelessness disproportionately impacts children of color in New York City. In 2021–22, **85% of all students in temporary housing and 94% of those in shelter were Black or Hispanic.** By comparison, 59% of permanently housed students were Black or Hispanic.

Students living in shelter are also classified as students with disabilities at higher rates than their peers: **29% of students in shelter had an Individualized Education Program (IEP)** during the 2021–22 school year, compared to 21% of students in permanent housing.

### CHRONIC ABSENTEEISM

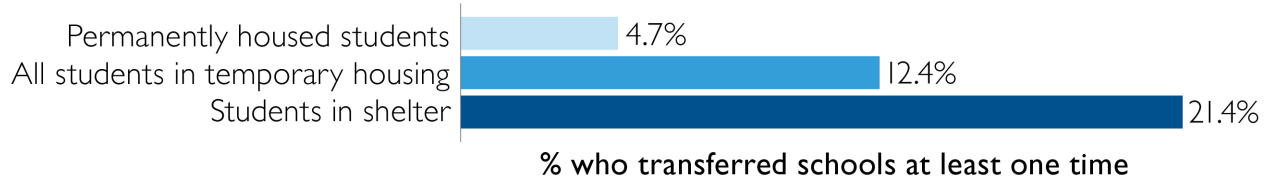
Students who are homeless—*especially* those living in shelter—are absent from school at alarmingly high rates, a trend that only intensified in recent years. In 2021–22, **over half (54%) of all students in temporary housing and 72% of students in shelter were chronically absent**, meaning they missed at least one out of every ten school days.



\* The federal [McKinney-Vento Act](#) defines students experiencing homelessness as those who lack a nighttime residence that is fixed, adequate, and regular, and includes students living in shelters and students living in temporary doubled-up situations. The terms students experiencing homelessness and students in temporary housing are used interchangeably.

## SCHOOL TRANSFERS

Roughly one in every eight students in temporary housing—and more than one in five students in shelter—transferred schools at least once during the 2021–22 school year. By comparison, only about one in 21 permanently housed students changed schools mid-year.



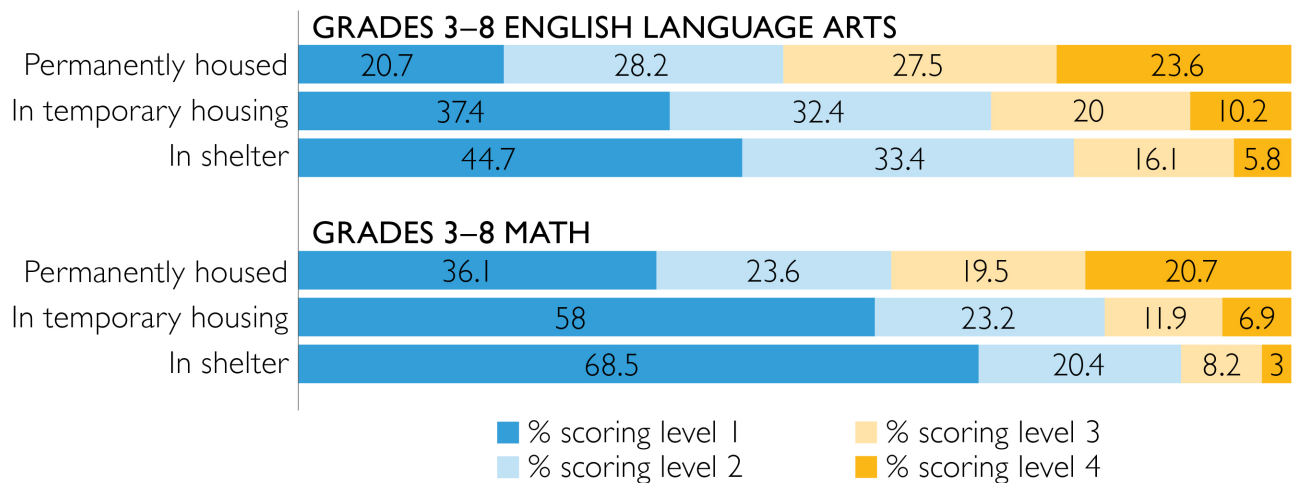
## EXCLUSIONARY DISCIPLINE

Students living in shelter are approximately twice as likely as permanently housed students to be suspended from school: one in every 28 students in shelter received a suspension in 2021–22, compared to about one in 55 permanently housed students.

## READING & MATH PROFICIENCY

Only 22% of students in shelter in grades 3–8 scored proficient (level 3 or 4) on the 2022 New York State English Language Arts (ELA) exam, less than half the proficiency rate for permanently housed students (51%). Students living in shelter received the lowest score (level 1) on the ELA exam at more than double the rate of their peers (45% versus 21%), suggesting that they are performing *significantly* below grade level—not falling just below the benchmark for passing.

Similarly, just 11% of third through eighth graders living in shelter were proficient in math in 2022, compared to 40% of students in permanent housing; more than two-thirds of students in shelter who took the State math exam scored level 1.



## HIGH SCHOOL OUTCOMES

In 2022, students experiencing homelessness dropped out of high school at more than three times the rate of their permanently housed peers. The on-time graduation rate for students in permanent housing (85%) was 14 percentage points higher than that for all students in temporary housing (71% of whom earned a diploma in four years) and 22 points higher than that for students in shelter (only 63% of whom graduated).

